

Bentleys Wealth Growth Portfolio Macquarie

March 2023

Fund Objective

To deliver an investment return of 4.5% p.a. above inflation, after fees, over rolling 7 year periods.

Bentleys Wealth Growth Fees

Managed Accounts: 0.21%
ICR: 0.54%

Risk Statistics

Time Period: Since Inception to 31/03/2023

Std Dev 9.79

Sharpe Ratio 0.66

Snapshot

P/E Ratio 16.73

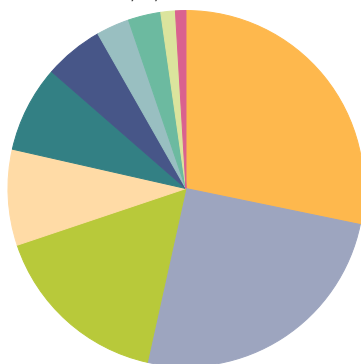
12 Mo Yield 3.93%

Trailing Returns

	1 Month	3 Months	6 Months	1 Year	3 Years	5 Years
Bentleys Wealth Growth Portfolio Macquarie	0.83	4.07	8.46	0.15	10.84	7.58
RBA Trimmed Mean Consumer Price + 4.5%	0.94	2.77	5.68	10.97	7.91	7.23

Surveyed Asset Class

Portfolio Date: 31/03/2023



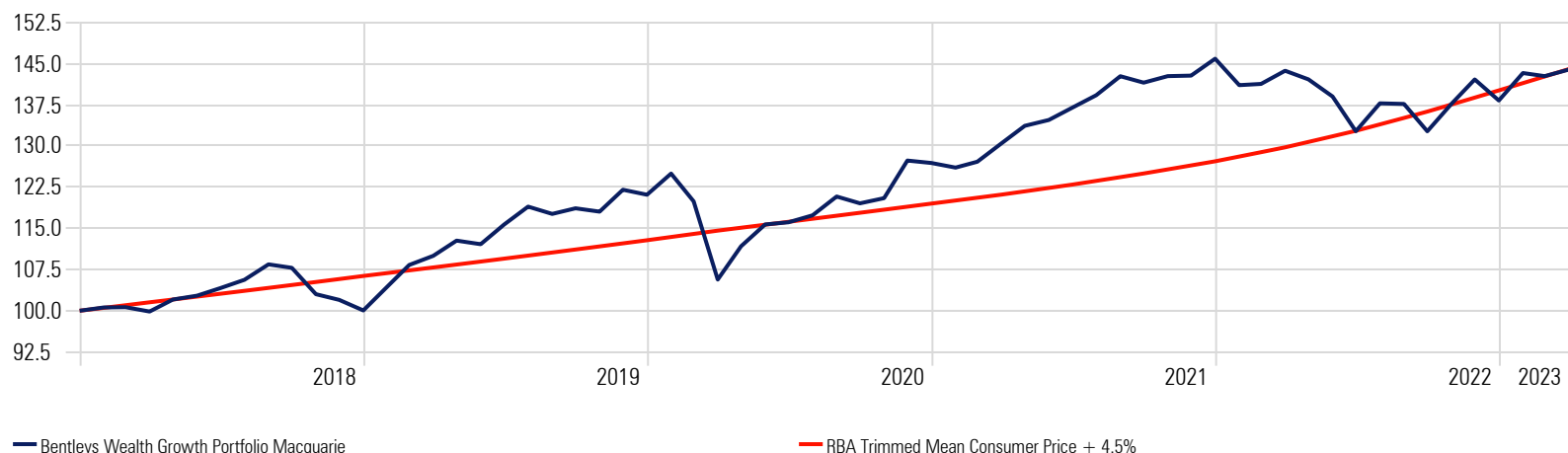
International Equity	28.2
Domestic Equity	25.2
Domestic Fixed Interest	16.4
International Fixed Interest	8.7
Alternatives	7.9
Cash	5.4
Unlisted Property	3.0
Unclassified	3.0
Domestic Listed Property	1.3
International Listed Property	0.9
Total	100.0

Top 10 Holdings

	Portfolio Weighting %
Janus Henderson Global Multi-Strategy	7.92
Macquarie True Index Australian Shares	7.59
Realm High Income - Wholesale	7.44
UBS CBRE Global Infrastructure Secs	6.08
% Allan Gray Australia Equity B	6.06
Macquarie Hedged Index Intl Eqs	5.55
Fortlake Real-Higher Income	5.51
Aoris International Fund B	5.01
T. Rowe Price Global Equity M	5.00
Global X US Treasury Bond (Ccy Hdg) ETF	4.88

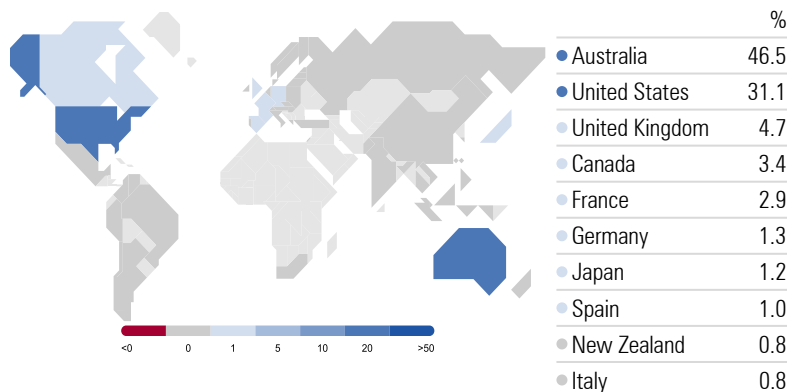
Investment Growth

Time Period: Since Common Inception (01/01/2018) to 31/03/2023



Equity Country/Region Exposure

Portfolio Date: 31/03/2023



Equity Sectors

Portfolio Date: 31/03/2023

Basic Materials	15.25%
Consumer Cyclical	10.49%
Financial Services	13.54%
Real Estate	6.51%
Consumer Defensive	6.35%
Healthcare	9.46%
Utilities	5.95%
Communication Services	3.28%
Energy	6.52%
Industrials	12.64%
Technology	10.02%

Market Commentary

Except for Global REITs which have begun to show the negative impact of interest rate increases on earnings, most of the major equity and bond markets we track posted above average returns this quarter largely thanks to a stand-out January.

Market euphoria was short-lived, however. Hawkish statements from central banks in early February, suggesting that further rate hikes were necessary to bring 'sticky' inflation sustainably to target, prompted a widespread sell-off across equity and bond markets.

The quarter reached a crescendo with the news that US regional banks Silicon Valley Bank, Signature Bank and European heavyweight, Credit Suisse, had all but collapsed, triggering fears of contagion and broad based financial instability. Fortunately, the situation did not become a self-fulfilling prophecy as was originally feared, with markets quickly recovering, and ending the quarter in the black.

OUTLOOK

Our baseline expectation is that the downward trend for global growth will persist, culminating in a global recession predicted to take hold later this year and into 2024. If the US falls into recession in 2024 as we expect, this will likely drag down growth in the rest of the world and take stock prices with it.

Whilst there is now enough evidence to suggest a downtrend in inflation is underway, it continues to be elevated and a constant juggling act for central banks to manage. How they respond from here, balancing the need to bring inflation under control without further stress testing an already fragile economy bruised by the recent banking crisis will play a deciding role in how the future unfolds.

Bentleys Wealth Disclaimer

*Returns prior to Dec 2020 are backtested

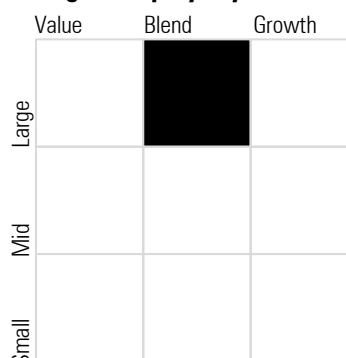
Bentleys (QLD) Wealth & Financial Services Pty Ltd is a Corporate Authorised Representative (No. 1256068) of Bentleys (QLD) Advisory Pty Ltd ABN 19 057 135 636. Australian Financial Services Licence No. 274444. The information contained in this communication may be confidential. You should only read, disclose, re-transmit, copy, distribute, act in reliance on or commercialise the information if you are authorised to do so. If you are not the intended recipient of this e-mail communication, please immediately notify us by e-mail to riskandcompliance@bris.bentleys.com.au, or reply by e-mail direct to the sender and then destroy any electronic and paper copy of this message. Any views expressed in this communication are those of the individual sender, except where the sender is authorised to state them to be the views of Bentleys (QLD) Wealth & Financial Services Pty Ltd or Bentleys (QLD) Advisory Pty Ltd. Any advice contained in this communication has been prepared without taking into account your objectives, financial situation or needs. Before acting on any advice in this communication, Bentleys (QLD) Wealth & Financial Services Pty Ltd or Bentleys (QLD) Advisory Pty Ltd recommends that you consider whether it is appropriate for your circumstances. If this communication contains reference to any financial products, Bentleys (QLD) Wealth & Financial Services Pty Ltd or Bentleys (QLD) Advisory Pty Ltd recommends you consider the Product Disclosure Statement (PDS) or other disclosure document before making any decisions regarding any products. Bentleys (QLD) Wealth & Financial Services Pty Ltd or Bentleys (QLD) Advisory Pty Ltd does not represent, warrant or guarantee that the integrity of this communication has been maintained nor that the communication is free of errors, virus or interference.

Source: Morningstar Direct

Equity Style Box

Portfolio Date: 31/03/2023

Morningstar Equity Style Box™



Equity Style

Equity Style	%
Equity Style Value %	22.0
Equity Style Core %	37.5
Equity Style Growth %	40.5